



SUSQUEHANNA SIDETRACKS

An Official Publication of the Susquehanna Division,
Mid-Eastern Region of the NMRA
Vol 23 No. 2



Why are there models of ships on the front page of a model railroading newsletter? Turn to page 5 to find out!!

Susquehanna Sidetracks

Official Newsletter of the Susquehanna Division
Mid-Eastern Region, NMRA
138 Old School House Lane
Mechanicsburg, PA 17055

Contributing to Susquehanna Sidetracks

Sidetracks welcomes contributions from the Division membership. Letters, articles, photos and other items may be sent to the Editor at the e-mail address listed below or the street address above. Deadline for submission for the next issue is April 23, 2015.

Board of Directors 2014-2015

Superintendent

Barry Schmitt
bschmitt@susquehannanmra.org

Asst. Superintendent

Wayne Betty
wsb@susquehannanmra.org

Chief Clerk

Paul Tice
ptice@susquehannanmra.org

Director

Lee Rainey
lrainey@susquehannanmra.org

Director

Dave Collison
dcollison@susquehannanmra.org

Director

Ron Parisi
rparisi@susquehannanmra.org

Director/Membership Chairman

Howard Oakes
hoakes@susquehannanmra.org

Committee Chairman

Achievement Program Chairman

Robert Charles, MMR
rcharles@susquehannanmra.org

Training & Clinic Chairman

Alan Mende
amende@susquehannanmra.org

Model Showcase Program Chairman

John Wissinger, MMR
jwissinger@susquehannanmra.org

Sidetracks Editor

Ron Smith
rsmith@susquehannanmra.org

Membership Information

Susquehanna Division website:
www.susquehannanmra.org

Mid-Eastern Region website:
www.mer.nmra.org

National Model Railroad Association
8414 Gulf View Drive, Suite A & B
Soddy Daisy, TN 37379-2200
www.nmra.org

Page 1 photo credits: John Wissinger, Mike Toole and Ron Smith

Second Section

Hello everyone!

Mom Nature sure is having fun with us, but at least we don't have several feet of snow to deal with like our neighbors to the northeast. I've had basement time to run trains, but my workbench in in the garage so I haven't done any real modeling in weeks. I hope your modeling time has been more productive than mine.

We hope you like our new format for Sidetracks. The whole idea is to communicate with our Division, so we want to make the newsletter as informative and as easy to read as possible. As always, don't hesitate to drop me a note with suggestions or comments.

Another new feature for 2015 is the "Pike Ads" that we are using as a fund-raiser to offset the printing costs of *Sidetracks*. The first ads appear elsewhere in this issue; we encourage you to participate. You can send your ad copy to me at the address at the top left of this page. The fee is \$10 for one year (6 issues), with checks made payable to "Susquehanna Division NMRA".

We had a very interesting get together in February. The meeting featured two fine presentations as well as several entries in the Model Showcase segment. A special feature of the Model Showcase was several Navy ship models brought in by a group of modelers from the York area. Like us train guys, they often have to find creative solutions to modeling challenges in their hobby. I am happy to feature their work on the cover of our newsletter; see page 5 for the full write-up.

We welcome Jody Gontero to the pages of Sidetracks; he has presented several clinics at Division meets in recent years but this is his first article for us.

Please note that our January newsletter had the full list of 2015 Division Events and descriptions; this issue only features near-term events. We encourage you to mark your calendars for all of the 2015 opportunities that are planned. We look forward to seeing you at one or more of the many events that are lined up for 2015.

On that note, it's time to check the temperature in the garage and see if I can get back to some of those projects cluttering my workbench.

Happy modeling!

Ron

Greetings All!

Mother Nature must have become a model railroader considering the nasty weather she's dealt us these past two years. What – Mother Nature a model railroader? Surely she provided these harsh winters as a great excuse for **all** modelers – her being one of us now - to spend many hours working on the railroad. OK, bad thought, but it seems a more plausible reason than “Global Warming!”

Be sure to review the article about our upcoming May 9 Live Steam in Perry County article on page 8, copy and complete the registration form on page 9, and mail it to Project Officer Dan Horting at the address on the form. This is going to be a great outing and an opportunity to experience firsthand this fascinating segment of our model railroading hobby.

We have two other excellent outside events planned for June and July. On June 27 we'll spend the day in the Scranton area visiting the Electric City Trolley Museum (see article by John Wissinger at page 10) that includes a ride into the countryside, a back shop tour of their maintenance facility, and a tour of one of two coal mines. John is our Project Officer for this event. Then on July 25 Fred Kurtz is our Project Officer for a visit to the Reading Railroad Heritage Museum in Hamburg PA. Later that afternoon we'll ride the Wanamaker, Kempton, & Southern Railroad, also known as the Hawk Mountain Line. We'll end the day with a visit to the WK&S Model Railroad Club thanks to club and NMRA member Dennis Blank. Both of these great events require pre-registration – the associated forms and fees will be outlined in an early April *Sidetracks Express* issue.

You will soon receive a Division-wide survey. Please take the few minutes needed to complete it and help us understand your desires, where you believe we're doing well, and where we can improve our service to you. We are particularly interested in hearing from those of you who live in the outer areas of our far flung Division. And please let us know what type of events you would like to see offered in the future and hopefully your willingness to help develop such programs. I thank you in advance for providing your thoughtful responses.

We held our first event of the year on February 7 in Mechanicsburg – see Ron Smith's article on page 5. Unlike last year's meeting, the weather this year was excellent and 42 members and visitors attended both the morning clinics and afternoon layout visits. Many thanks to those of you who attended; also to Grace United Methodist Church for their excellent facility and to Ron Smith for handling all the arrangements. If you did not attend you missed the test flight of our new Division TV camera system where the close-in details of Jody Gontero's weathering clinic and other happenings were projected on a large screen for all to see. The new system provided everyone with front-row like seats. We also had a special guest in attendance – Martin Brechbiel who is a Mid-East Region Director and their Contest Committee Chairman. We surely appreciate all the support and encouragement Martin has provided our Division.

Although a glance outside may not support my statement that June is just around the corner but the calendar says it's just 4 months away. So what's so big about June? It's when we elect four BOD Directors for a two-year term of duty. The seats currently held by the following BOD members are up for election – Howard Oakes (also Membership Chairman), Ron Parisi, Lee Rainey, and David Collision. The four elected Directors will serve a two-year tour from July 1, 2015 to June 30, 2017. Your BOD sets the annual event program, selects project officers for each approved event, and manages the day to day Division business. We hold two in-person BOD meetings per year – one in the spring and one in August where we begin developing the next year's event plan. All routine business is handled either by phone or email. Please seriously consider tossing your name in the hat and volunteer to run for a Director position. Bottom line – it's your Division and the Programs presented are developed by your BOD. Join our leadership team and help guide the future of your Division. Detailed nomination procedures and voting timeline will be included in an early April *Sidetracks Express*.

We have a continuing problem contacting our 250+ members. Last fall Membership Chairman Howard Oakes sent a personal letter to every member who has not provided us or the NMRA with an email address requesting that important contact information. Unfortunately we still have over 50 members who have not provided that information. I realize none of us want unsolicited advertising and other types of junk mailing, and we all want our privacy. Rest assured we have very strict NMRA and Division policies that prohibit providing any personal member information to anyone. We only use email and home addresses to send *Sidetracks* and specific event-related info. To mail the Division Survey discussed above to those members without email addresses will cost your Division over \$40 out of our treasury. We simply cannot afford such mailings in the future; therefore, this serves notice to those who do not provide their email address that we will not send any future mailings by the USPS. Of course this policy does not apply to those members who pay the annual home delivery Sidetracks subscription rate. So if you know of a member who has not provided us an email address or does not have one and has not so advised us, please ask them to reconsider their decision.

Please be sure to review the three local hobby shop advertisements at the end of this issue and stop by for a visit. All three are strong supporters of our hobby and specifically our Division activities. Whenever you make a visit to their shops be sure to let them know you saw their ad in our newsletters.

And speaking of supportive hobby shops, our newest advertiser – Choo Choo Nuts on the Oregon Pike in Lancaster – is celebrating their second anniversary in April. So please make a special effort to stop by and congratulate them on their anniversary and extend a special thanks to them for providing their great service to all our members and hobby enthusiasts throughout central PA. The Susquehanna Division extends a hearty HURRAH to Rob and Queen Nina!



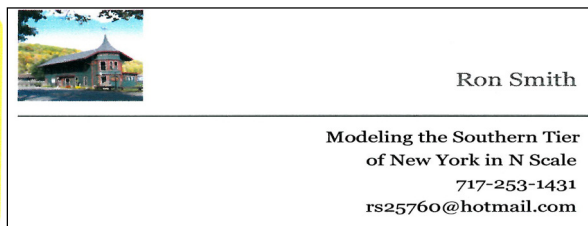
WELCOME NEW MEMBERS!

| | |
|-----------------|---------------|
| Nathan M. Kline | Robesonia, PA |
| Kenneth Roth | Lebanon, PA |
| Michael Toole | Mount Joy, PA |
| Randall Woerner | Mount Joy, PA |



PRR Panhandle Division

George Pandelios Chief Engineer
 Member: NMRA, TCA, PRRT&HS
 717.503.3192 gpandelios@verizon.net



Ron Smith

Modeling the Southern Tier
 of New York in N Scale
 717-253-1431
 rs25760@hotmail.com

To display your home or club layout ad here, please contact the editor.

Our first Division event of 2015 was held at Grace UMC in Mechanicsburg the first Saturday of February. This was the second consecutive year for this meeting time and location, so we may be establishing an annual event! Not only did the Project Officer for the event (me) figure out how to use the thermostat in the room, attendees were also able to use the brand new elevator that was recently added to the church. It definitely came in handy for our friends from Task Force 50 of York, who brought several large ship models for display and discussion.



There were 42 attendees for the meeting. After a gathering time to share coffee and donuts and look over the models, the meeting opened with our annual Business Meeting. Barry Schmitt provided the group with information on how our membership is spread out amongst 32 counties and the head counts within those counties. He also presented information about the upcoming BOD elections, and a request for nominations. There was also a summary of our 2015 event schedule.

Our first clinician was Jan Hagen-Frederikson, a fairly new NMRA member who models the Danish State Railways. Jan provided a very interesting discussion on the topic, as well as a historical perspective and his family ties to the railroad. Jan's son Nils was also in attendance, and they hosted our group as part of the afternoon layout tours. The photos of the ferry operations were particularly fascinating. Jan and Nils are modeling the historic train station and shed in Copenhagen, and presented slides and a video of their project.

The next clinician was Jody Gontero, who provided a demonstration of his weathering techniques. New this time was the first use of our Division's recently-acquired video camera, which was a great assist to Jody's presentation as folks in the back of the room could easily see the presentation on the video screen at the front of the room. Many thanks to Dave Collison for his procurement and setup of the camera – it should get a lot of use in the coming years. Note, Barry informed us that the MER contributed half of the cost of the camera, so a hearty thank you to the MER as well!



Jan Hagen-Frederikson, presentation about the Danish State Railways



Jody Gontero, weathering clinic

The final presentation of the morning was the Model Showcase segment, shepherded by John Wissinger, MMR. There were 33 models displayed; 14 members and guests stood up and spoke briefly about what they brought. The railroad model scales ran from N scale to O scale. Models on display included 6 cabooses of various prototypes, a diesel locomotive, a Schnable oversized load car, a PRR wreck train, loads on a flat car, 2 Branchline kit flag stop waiting shelters, a 1900s house, all in HO scale. In N scale were a PRR scale house and crossing elevated watchman's tower and a station. In O scale were 3 freight cars and a mockup of a coal mine. In On30 was a narrow gauge rail bus. A unique non-railroad model was a "rapid prototype" 3D-printed model of a bus that ran on a buried wire in the street. The segment was closed out by Task Force 50, a group of radio-control ship modelers from York who brought in six 1/8th inch scale models of WW II-era navy ships. The ship models on display were models of an LST, cruiser, destroyer, hospital ship, aircraft carrier and destroyer. These models were highly detailed and exhibited excellent craftsmanship. The largest was a 9-foot long model of the aircraft carrier Shangri-La. The members spoke about their modeling techniques, and the challenges and advantages of working in 1/96 scale. These models were a big hit with the attendees.

The Model Showcase portion of the meeting is popular with more models and people taking part, but it would be nice to have even more models and people displaying their work. So for the next meeting, bring a model to show. Everyone in the division has something to talk about so bring it to the next meeting.

With the meeting portion of the day complete, it was time for a "lunch-on-your-own" in town, followed by three layouts available for afternoon self-guided tours. All were within two miles of the meeting location. (Thanks to Jan Hagen-Frederikson and to the Keystone Model RR Club for hosting!)

The following photos of the event were contributed by Mike Toole, John Wissinger and the Editor. Enjoy!!




Above left, Bob Ketenheim and Tom Foller talk about their ship models. Above right, Randy Woerner discusses the on-board electronics with Steve Sherrill.



The Model Showcase table held items from N to O Scale and featured structures, locomotives, freight cars and vehicles. At right, Don Kirby describes his HO cabeese.



Above left to right: Robert Lyter had models of a Schnabel car, PRR M-1 and L-1 models; Jody Gontero brought in a Conrail B36-7 and cabeese; Phil Peters displayed a scratch-built N Scale watchtower; Alan Frame describes his flat car with loads.



Above left to right: Steve Sherrill discusses his sound-equipped, battery-powered On3 loco; Barry Schmitt displayed an O Scale coal mine scene being reworked at his club's layout; Martin Brechbiel brought scratch-built O Scale rolling stock; Rich Wurst showed off some of his sources of inexpensive detailing supplies.

Other modelers who presented their projects were Howard Oakes, Tim Himmelsberger, Ron Smith (all 3 brought N Scale laser-cut kits), Jan Hagen-Frederikson (3-D printed HO Scale buses) and John Wissinger (scratch-built HO Scale house). *(Your Editor apologizes for not having photos of these modelers. I must have been on a donut break...)*

I would like to thank Dave Collison, Jody Gontero, Jan Hagen-Frederikson, Barry Schmitt, John Wissinger and the Task Force 50 club for making this a very worthwhile event. It would not have been possible without them volunteering their time and talents before, during and after the meeting.

Ron Smith

This is an event that will introduce you to all facets of ride-on outdoor steam railroading. Please annotate your spring schedule now and plan to attend an event that will provide an in depth introduction to this unique hobby.

The day begins at 9 AM with a visit to Wayne Godshall's 5000 square foot custom machine shop located in Shermans Dale, PA. Godshall's Custom Machining is a full-service machine shop that specializes in both general machine services and the Live Steam hobby. One of Wayne's major projects is the offering of an almost ready to run kit for a 1.6" scale PRR H-10 live steam locomotive. You will see several of the H-10 projects during a tour of his shop as well as a Big Boy under construction.

After lunch we will re-assemble at 1 PM at Don Sweger's Tuscarora Valley Railroad (TVR) in Ickesburg, PA. Don built and operates a 1.5" scale railroad consisting of a yard, engine steam up facilities, and approximately 6200 feet of mainline track. He and a friend built and operate a 1.5" scale PRR K-4 and matching passenger cars. A large portion of visiting equipment is steam operated and there have been as many as 6 different classes of Pennsy steam in operation at the same time. If you want to see and hear PRR steam in operation, this is the place to visit. Following an introduction to the railroad by Don, train rides will be given. We are hoping to have several steam locomotives (PRR or other roads) in operation for the event.

The address for Godshall's Custom Machining is 4614 Valley Road, Shermans Dale, PA. Valley Road is the same as Route 850 that runs between Marysville and Shermans Dale. Don's Tuscarora Railroad is located in Ickesburg, next to the firehouse, on Route 17. The firehouse is located just north of the intersection on Routes 17 and 74. Turning west onto Railroad Lane off of route 17 brings you right to the railroad. Maps to each location will be provided to all registered attendees.

For lunch there is the Bear's Den Pizza Shop on the outskirts of Ickesburg. Also, for those who wish to picnic, there is the Little Buffalo Park just outside of Newport. There is railroad history associated with the park as the Newport and Sherman's Valley Railroad passed through this area in the early 1900's. The railroad ran from New Germantown to Newport where it connected with the PRR. The park is also home to an operational water powered mill. There are picnic tables and a short walking trail on the old Newport and Sherman's Valley rail bed. See their website for more details.

This event is mostly outside so dress accordingly. Attendance at the event will be by pre-registration only. Registration instructions are on the following page; you may photocopy it, fill it out and send it in. Cost is \$2 for NMRA members, \$2 for family, and \$5 for non-NMRA members. This event will be held rain or shine, although some of the outdoor activities may be limited due to weather conditions.

Dan Horting



Don Sweger's Tuscarora Valley Railroad

NATIONAL MODEL RAILROAD ASSOCIATION

SUSQUEHANNA DIVISION

MID-EASTERN REGION

ALL DAY LIVE STEAM IN PERRY COUNTY

Saturday, May 9, 2015

Shermans Dale, PA 9-11 AM Ickesburg, PA 1-4 PM

REGISTRATION

Name (print) _____

Address _____

Phone contact _____

Email contact _____

| | | |
|-----------------------|--------------|--------|
| Admission per person- | NMRA member: | \$2.00 |
| | non-NMRA: | \$5.00 |

Submit cash or check/money order (payable to Susquehanna Div. NMRA) no later than **Monday, May 4th** to:

Dan Horting c/o NMRA, 3287 Verdant Grove, Lancaster, PA 17601

For information contact Dan at: k4sbuilder@comcast.net

Trip to Scranton PA, Electric City and Anthracite Coal Mine and Museum

Date: Saturday June 27, 2015

The NMRA Susquehanna Division has arranged for tours for the following museums in the Scranton area. These are preregistration/prepay tours. A registration form is being developed and will be sent out in early April.

Tour #1 Electric City, Lackawanna County Coal Mine Tour and Museum Tour Scranton PA

Tour #2 Electric City, Pioneer Tunnel Coal Mine and Steam Train ride and Museum Tour Ashland PA

Tour #3. Electric City only, Steamtown on your own.

The tours consists of a morning tour of Electric City Trolley Museum, lunch on your own and a choice of afternoon tours of either of two Anthracite Coal Mines and Anthracite Museums or you may visit Steamtown on your own which is directly across the parking lot from Electric City.

Electric City (starting point for the tours) has many displays regarding electric traction technology, with several trolley and interurban cars in various states of preservation and other displays regarding the electric railroad industry. Included is an interurban/trolley 10 mile round trip ride on an electric interurban on the former Laurel Line electric interurban railroad and on the former Erie RR. The Laurel Line (Lackawanna and Wyoming Valley RR) had an extensive electric freight service in addition to the passenger service. The trip goes through a 4,700 ft. tunnel and past several former railroad sites. There is a gift shop where you can buy trolley and railroad books and related items.

Lunch is on your own. There is a food court in the Steamtown Mall which is just north of the museums and is accessible via a pedestrian bridge over the Steamtown railroad yard, a good place to take pictures of the outdoor storage of Steamtown. There are other restaurants in the downtown area of Scranton. The coal mine museums have small lunch counters and seating areas or you can brown bag it and eat in the parks across from the mines.

Tour #1

Electric City, Lackawanna County Coal Mine Tour and Museum Tour Scranton (mine tour starts after lunch). The tour is 1-1/2 hour long. A 10-15 minute decent into the mine is via cable operated mine train and then a 45 minute walking tour of the mine showing various coal seams and an explanation of how coal is mined is given by the guide.

Anthracite Heritage Museum is on the site and is a guided tour lasting 1 hour with an additional 15 minute film on Anthracite coal mining and life in the mining towns. Driving time from Electric City is 10-15 minutes.

Tour #2

Electric City, Pioneer Tunnel Coal Mine and Steam Train ride and Museum Tour Ashland PA (mine tour starts after lunch). The mine is a horizontal drift mine 1800 feet into the mountain. The tour is in mine cars pulled by a battery powered mine "motor." Then a guided walking tour of the mine showing various coal seams and an explanation of how coal is mined is given by the guide. The tour is 35 minutes.

Steam Train Ride. A 0-4-0T narrow gauge steam engine pulls several converted mine cars $\frac{3}{4}$ mile along the mountain side to a strip mine where a description of strip mining is given. Across the valley is Centralia, site of the underground mine fire.

Ashland Anthracite Museum. Self-guided tour of a city owned museum. Time $\frac{1}{2}$ hr. to 2 hrs. Driving time from Electric City south: 1hr 20 min.

Tour #3.

Electric City only, Steamtown on your own.

Time Table:

- 10:00AM Arrive at Electric City, Scranton PA
- 10:30AM Interurban/trolley leaves for 1 hour ride
- 11:30-12:30 PM view Electric City trolley displays
- 12:30-1:30PM Lunch on your own. Steamtown Mall or mine museums have lunch counters.

Tour #1 (Times for afternoon tours are approximate and subject to change):

- 2:00 Arrive at Lackawanna County Coal Mine Tour and take tour
- 3:30 Tour Anthracite museum
- 4:45 Leave for home

Tour #2

- 2:45 Arrive at museum for tour
- 3:30 Train ride
- 4:00 Tour museum
- 5:00 Leave for home

Tour #3

- 12:30 Lunch and tour Steamtown after leaving Electric City on you own time.

Ticket prices will be included in the registration form that will be sent out in early April and repeated in our May *Sidetracks*. Tour prices are payable with the form and reservations must be made by June 1, 2015.

Approximate time/distance to Scranton (car pools recommended):

| | | |
|----------------|-------------|-----------|
| Harrisburg: | 2 hrs. | 122 miles |
| Lancaster: | 2-1/2 hrs. | 134 miles |
| Lebanon: | 1hr 50 min. | 106 miles |
| State College: | 2-1/2 hrs. | 150 miles |
| Allentown: | 1-1/5 hrs. | 77 miles |

John Wissinger

Interchangeable Backdrop Flats

Given the lack of space available on my home shelf layout, I've come up with a simple solution to help keep the layout from becoming stale over time. Background buildings or flats are a good way to add depth to a shallow layout as well as break up a monotonous backdrop. Taking things a step farther, I devised a way to easily change my background buildings around. Being able to change industries on the fly allows me to change car spots and car types required for the industry quickly and easily.



A few years back, I came across a small advertisement for Kingmill Enterprises Radical Flats background buildings. Their web site can be found at www.kingmill.com and is user-friendly. The concept is fairly simple; the backdrops are retouched photos of actual buildings which are printed on a sheet of 80lb 11"x17" cardstock for the HO version (8.5"x11" in N scale). These background buildings are among the most realistic looking that I have seen on the market. I often get comments from others asking what kit I used to build the background building in the photo of my layout they saw online. Most of the flats can be built into three dimensional cardstock buildings with sidewalls and roofs if you wish. For my purpose, I have kept the buildings in their flat state.





The first step is to mount the cardstock sheets onto a stiff backer material. At first, I used black foam core board that is commonly available at the major craft stores- AC Moore, Michaels, Hobby Lobby, etc. While this material does work, I found that it tends to warp once you attach the cardstock to one side with spray adhesive. My solution to the problem was to use black Gatorfoam. Gatorfoam looks just like foam core, but instead of paper on the outside surface, a thin wood veneer is bonded to each side of the inner core. Sign shops have used this material for years, since it is dimensionally more stable when exposed to humidity and more durable overall than traditional foam core board. Local sign shops may be willing to sell you the raw Gatorfoam, but I purchased mine from foamboardsource.com. This company also sells on eBay. I chose to use 3/16" thick black Gatorfoam material that was precut to 11"x17", but you could choose a thicker size if you would like to add more depth, or vary the depth of the buildings in your scene. The company I purchased from sells the Gatorfoam in a wide variety of precut sizes and thicknesses.



There are three different types of Gatorfoam available that would be suitable for this job. First is the regular material with the natural surface on both sides. This is the least expensive option, but you will need to invest in some spray adhesive to attach the cardstock to the Gatorfoam. The instructions specifically state not to use white glue, as it will cause the paper to curl. The second type of Gatorfoam available has one side of the board treated with a heat activated adhesive. The third, and most expensive option, has one side of the board pre-treated with a self-sticking adhesive that requires no heat to cure. I chose the heat curing adhesive for my project. The price difference was marginal over the uncoated boards, and I did not have to worry about using smelly, messy spray adhesive to attach each sheet to the Gatorfoam. A 10-pack of black 11"x17"x3/16" thick Gatorfoam with heat activated adhesive was around \$58 shipped for 10 pieces.

To attach the backdrops to the foam, I placed each sheet of cardstock on the adhesive-coated side of the Gatorfoam, then placed a sheet of plain white paper on top as a buffer. I then used an ordinary clothing iron set to "cotton" setting to activate the adhesive. Go slowly, but keep the iron moving at all times...you don't want to burn the cardstock underneath.



Once the glue has set, you can cut out your buildings from the rest of the sheet using a hobby knife and a straight edge. This material will dull your blades quickly, so change blades often and be careful. I found it works better to make a cut using several light scores as opposed to trying to cut the entire thickness at once.


Once the building has been removed from the sheet, you can retouch the white edges of the cardstock with a black or brown sharpie marker. Hold the marker from the back side of the building and use the edge of the tip to prevent accidentally slipping and marking up the finished building.



Next, I glue a metal strip to the back of each building 2" on center from the base. For the strip, I used some metal skid strapping that I dug out of the scrap hopper where I work. Any warehouse or lumber yard should have some of this strapping laying around and will be free for the taking, as long as you ask. I cut the metal strips to the width of the building flat and glued them on using 5 minute epoxy.



To make the flats removable and repositionable, I attached 10mm round x 1mm thick rare earth magnets into my foam core backdrop every 6-12 inches. There are a plethora of these magnets available on eBay for reasonable prices. I purchased 50 pieces for \$6.99 shipped from eBay seller "kunkunh2009". I then glued the magnets in place with 5 minute epoxy. Standard magnets would probably work fine also, but I like the strength of the rare earth magnets because they can be quite thin, but strong enough to pull some warp out of your building flat, should any develop over time.



Once everything is dry, you can now change out your background buildings quickly and easily. Here is an example of how you can quickly change a scene in seconds using these reconfigurable background flats:



|

Upcoming Events In or Near Our Division

Compiled by Ron Smith

Saturday March 14, 2015 9AM – 3PM
27th Annual Harrisburg Railroad Show and Collector's Market
W. Abel Union Hall, 200 Gibson Street, Steelton PA 17113.
\$5 donation at the door.
The Harris Tower will be open this day. See <http://harrisburgnrhs.org/>

Saturday March 14, 2015
Binghamton NY 10AM – 3 PM
3rd Annual Greater Binghamton Regional Train Show, American Legion, 177 Robinson Street. \$5

www.villagetrain.com

Sunday April 12, 2015, 9 AM – 2 PM
Lock Haven, PA
Clinton Central Model RR Club's Annual Spring Train Meet, Mill Hall Vol. Fire Co., Water St & Peele St \$4, contact info: CCMRRC, 15 Logan Ave, Lock Haven PA 17745
www.ccmrr.org

Sunday April 12, 2015, 9 AM – 1 PM
Reading Company Technical & Historical Society Meet
Leesport PA
Leesport Market Banquet Hall 312 Gernant's Church Rd. \$4
For info, contact: Tom Brown
mjtsbrown@comcast.net

Sunday April 11-12, 2015
Timonium MD
Great Scale Model Train Show
www.gsmts.com

Sunday April 12, 2015, 9 AM – 3 PM
Hawley, PA
Model Train Show and Sale
Hawley Fire Dept., 17 Columbus Ave
Admission: \$3

Saturday April 18, 2015, 9 AM – 3 PM
SMD Mini-Con
Blue Ridge Summit, PA
13063 Monterey Lane
Mini-Convention hosted by the South Mountain Division and Mainline Hobby Supply at the Blue Ridge Mountain Fire Co.
(see page 19 for more details)

Saturday April 25, 2015
Pittsburg PA
MCR Keystone Division 2
2015 Jamboree
(see page 19 for more details)

www.keystonedivision.org

April 30 – May 3, 2015
State College, PA
PRR H&TS Annual Meeting
(must be a PRR H&TS member to attend)

Saturday May 9, 2015, 10 AM – 4 PM
Shermans Dale & Ickesburg, PA
Live Steam Day in Perry County
See feature info on page 8.
Pre-registration is required.

May 15-17 2015
Philadelphia PA
22nd National Trolley Meet
Pennsylvania Convention Center,
Exhibit Hall G
Broad & Race Streets, (Center City)
www.eastpenn.org

Sunday June 7th, New Freedom, PA
Steam into History
Train ride being organized by our neighbors in the South Mountain Division. See page 19 for details.

Saturday June 27th, Scranton PA
Electric City and Anthracite Coal Mine and Museum
See feature info on page 10

Saturday July 25, 2015
Hamburg PA and Kempton PA
Museum and Train Ride
Reading RR Historical Museum
Wanamaker, Kempton & Southern RR

Visit the Reading Railroad Heritage Museum in Hamburg PA and the Wanamaker, Kempton & Southern Railroad in Kempton PA. These two locations are mostly outside so dress accordingly. Attendance at the event will be by pre-registration only. Cost and registration information will be presented in April and also in the May Sidetracks. (*Costs are still under development at this writing - Ed*). Registered attendees will be provided detailed driving maps.

August 23-29 2015
Portland OR
NMRA National Convention

www.nmra2015portland.org

September 2015, Lancaster PA
Date TBD

Grandview United Methodist Church, 888 Pleasure Road, Lancaster PA.

The specific dates are still being determined. Our goal is to announce the dates, specific clinics, and clinicians in our May Sidetracks. We are planning on Saturday clinics, Saturday evening operating sessions and Sunday layout tours.

October 22-25 2015
Mt Laurel NJ

MER Regional Convention
The convention will be in Mt. Laurel, NJ at the Hotel ML on Rt. 73 between I-295 and the NJ Turnpike.

www.njdivnmra.org

March 27-28, 2015

RPM EAST Greensburg PA

It's time to make your RPM-East plans to rekindle your modeling efforts after a long, cold winter! We will meet again at the Ramada Greensburg Hotel and Conference Center on Route 30 just east of Greensburg, PA, on March 27 & 28. The conference center is located a few miles from the Pennsylvania Turnpike, east of Pittsburgh.

Plans include:

- two days of prototype and model presentations
- a large display room to share your modeling efforts and learn new techniques
- a variety of vendors selling goods for prototype modeling
- Thursday evening operating sessions on local model railroads
- an informal Saturday buffet
- Sunday model railroad layouts to visit

A wide variety of rail-related subjects will be presented with 30 speakers now lined up for the meet. Check our website for the latest details. A tentative presentation schedule will be available a couple of weeks before the event.

Registration is only \$38, with an additional buffet cost of \$28.

Registration forms, hotel information, and more details can be found at the RPM-East website:

http://www.hansmanns.org/rpm_east/index.htm

PayPal is now an option for registration directly from the website!

Don't miss the 2015 RPM-East prototype modeler meet sponsored by Division 2, MCR-NMRA!

Saturday, April 18, 2015

South Mountain Division Mini-Con Blue Ridge Summit PA

Mini-Con at the fire station across the street from Mainline Hobby Supply (9 AM to 3 PM).

Continuous "informal" clinics from 9 AM to 1 PM include these topics:

Super Trees, Fast Tracks, Layout Design, Achievement Program, Stains, Soldering mini LEDs, Locomotive tune up, Structure painting, Low-profile backdrops, Make-and Take, and more!

Modular layouts will also be on display.

"Formal" clinics from 1 PM to 3 PM. And don't forget the great hobby shop across the street!

April 25, 2015

Keystone Division Jamboree Robert Morris University Sewall Center (near Pittsburgh)

Model and Prototype Clinics

Contests

Display Layouts

White Elephant Tables

Door Prizes

Sunday Layout Tours

Registration fee includes a buffet lunch, and there is an informal banquet Saturday evening. Please go to Keystone Division website for more information:

<http://www.keystonedivision.org>

Saturday, June 7, 2015

Steam Train Ride!

The South Mountain Division (SMD) is organizing a train trip for all who are interested (including spouses) on Sunday June 7th. They are planning a group train ride on the "Steam into History" steam train which runs from New Freedom, Pa. to Hanover Junction. The cost of the trip is \$28 and it runs for 2 1/2 hours (leaving New Freedom at 2:30 pm). If they end up with a group of 20 or more they will get a 10% discount. Our division members are welcome to join them:

"The plan is to have a picnic near New Freedom (potentially in a nearby town called Railroad but this will be confirmed at a later date). We would bring a pot luck lunch. Then we would proceed to the train at New Freedom. This is a very picturesque and scenic ride. In addition to the small towns we would travel through, we would stop at Hanover Junction where there is a museum about Lincoln and his stop there.

If you are not familiar with this train, I would suggest you visit their website www.steamintohistory.com The engine is a reproduction of an 1860's 4-4-0. The cars are also replicas.

As we get closer we will communicate more information. We'll also point out opportunities to carpool. Those interested could also drive to the B&O Railroad Museum in Baltimore (38 miles from this train) early that morning and then meet us in Railroad (or wherever we end up picnicking). You may also bring bikes as there is a nice trail that runs alongside the tracks."

Any questions or suggestions feel free to email Stefanie Boss, sboss49@att.net who is organizing this for SMD. Please copy Ron Smith rsmith@susquehannanmra.org also.

National Model Railroad Association (NMRA)
Mid-Eastern Region
Application for Free "Railpass" Trial Membership

Yes, please sign me up for a free six-month Railpass trial membership in the NMRA – which includes membership in the Mid-Eastern Region and in my local Division. During this six month period, I understand that I may attend conventions and meets, and participate in contests. I will receive **NMRA Magazine**, the national monthly magazine, and **The eLocal**, the bi-monthly regional newsletter if an e-mail address is provided. I will not be eligible to vote, hold office, or receive a New Member Pack.

I also understand that the \$9.95 cost of this six month Railpass trial membership is being paid by the Mid-Eastern Region. (Regardless of who pays, six month \$9.95 memberships are available only once to each person.) At the end of the six months, I may join the NMRA, paying the regular active member dues.

During the past two years, I have **not** been a member of the NMRA or a prior Rail Pass member.

Name (Print): _____ Signature: _____

Street Address: _____

City / State / Zip: _____

Phone: (____) _____ - _____ Scale(s): _____

E-mail: _____

Signature of Sponsor: _____ (Required)

Title of Sponsor: _____ (Required)

(A Division or Regional officer or board member)

When this form is completed, mail to:

Howard Oakes
301 Moulstown Road
Abbottstown, PA 17301-8912

The Station



**213 Ninth Street
New Cumberland, PA
Phone: 717-774-7096**

Please call for directions

Open Monday-Friday 10 AM to 5 PM

Saturday 10 AM to 4 PM

TRAINS EXCLUSIVELY

ALL GAUGES (G-O-027-HO-N-Z)

Sales & Service

MAINLINE HOBBY SUPPLY



15066 Buchanan Trail East
Blue Ridge Summit PA 17214
(717) 794-2860
Monday-Thursday 10-6
Friday 10-9
Saturday 10-5
Sunday 1-5

www.mainlinehobby.net

Serving the hobby for 25 years!!

You're one-stop source for all your model railroading needs.

From Z to O, from DCC to Detail Parts, we have it all!

e-mail: mainlinehobby@comcast.net

Choo Choo Nuts

Model Train Hobby Center

WANTED!!!

**We Buy Trains!
Collections / Estates**

- * Model Trains Sold Here
- * Central PA's Best Kept Secret

Up To
70%
Off Everyday



Store Hours T-F 10-6 Sat 10-4
Call for Holiday Hours

717-208-3398

444 E. Roseville Rd. Lancaster, PA 17601
(1821 Oregon Ppike Behind McDonalds)



[Type text]

Susquehanna Sidetracks

Official publication of the Susquehanna Division 11
Of the National Model Railroad Association

138 Old School House Lane
Mechanicsburg, PA 17055

Susquehanna Division #11 Newsletter MAIL Subscription Form
Mid-Eastern Region, National Model Railroad Association, Inc.
Send form to: Paul Tice, 6710 Moul Road, Thomasville, PA 17364

_____ \$11.00 per Year

_____ Change of Address

_____ Number of Years

_____ Total Amount Enclosed

The Susquehanna Division is located in the central portion of Pennsylvania. The Counties served are: Adams, Berks, Blair, Cambria, Carbon, Centre, Columbia, Cumberland, Dauphin, Huntingdon, Juniata, Lackawanna, Lancaster, Lebanon, Lehigh, Luzerne, Lycoming, Mifflin, Monroe, Montour, Northampton, Northumberland, Perry, Pike, Schuylkill, Snyder, Sullivan, Susquehanna, Union, Wayne, Wyoming, and York.

If you wish to have the newsletter mailed to you, rather than having it sent via e-mail, you must subscribe.

Make checks payable to "Susquehanna Division 11"

Name _____

Address _____

City _____ State & Zip Code _____

Telephone _____ NMRA # _____