



Volume 32

SUSQUEHANNA SIDETRACKS



An Official Publication of the Susquehanna Division 11
Mid-Eastern Region of the NMRA

Number 6

Building Your First Automobile Resin Kit

My model railroad is based on the Central Railroad of New Jersey (Jersey Central) as it ran through central New Jersey in 1953. In this post war era of the United States, one could see lots of automobiles dating from pre-WWII to the present. And while Classic Metal Works and Alloy Forms make quite a few HO scale vehicles, Sylvan Scale Models makes many more resin kits of many makes of cars and trucks from the early and middle 1930s through the 1950s. These include not only vehicles from the traditional Big Three, Sylvan Scale Models also produces minority makes such as Hudson, Terraplane, Willys, Studebaker, and Nash. Owing to my involvement in the antique car hobby, I decided to build a Sylvan Scale replica of our 1954 Studebaker Commander Starliner hardtop convertible (see Figure 1). The HO scale model represents a 1953 model, but in HO scale, the differences are hardly noticeable.



Figure 1

article continued on page 6

In This Issue

Building Your First Automobile Resin Kit	1, 6-8
Superintendent's Desk	3
Second Section	4
2025 Division Calendar of Events	5
The Tool Maven	9-10
MER Model Contest Winners	11-15
Cincinnati Division 7 Hopper Car	16
November and Holiday Open Houses	17
Non-NMRA Events	18-19
NMRA 's Membership Benefits	20-21

Thank you and Thank you

Our first thank you is extended to Bill Lesjak, a long-time Division member and recently a Division Director. Bill recently stepped down from his elected office due to health issues. He has served our Division for many years. Bill was the spearhead organizing and managing Columbia Railroad Day for more than four years. Bill was responsible for laying the groundwork for this year's Annville Station Event. He stepped forward to fill the position of Model Showcase Chair upon the passing of John Wissinger. Bill has also served several times as the Division's Nominations and Election Chair.

This year has been a challenge for Bill as he fought numerous illnesses. He overcame them through dogged determination and strong will. He now faces another health issue that will take all his commitment and courage. Bill has fought through past health concerns, but this bout will be his toughest. We offer him our prayers and also extend a word of comfort and support to his wife Lorraine!

We look forward to the day when Bill will join us for future Division events!

Our second thank you is sent to Jerry Lauchle MMR who graciously has stepped forward to fill Bill's unexpired term of office. Jerry has recently been the chair of the MER Altoona Regional Convention. He has also contributed many articles to **Sidetracks**. We anticipate Jerry's service will enhance our Division's activities!

Superintendent's Desk

By the time you read this, the annual Mid-Eastern Region Convention will be history. As the Contest Chair, I'm obligated to go, but even if I didn't do that, I would go anyway. There are so many fantastic modelers, I don't have enough time to catch up with all of them. And let me tell you, I learn so much from the clinics. If you haven't attended a regional convention, make sure you register for next year's. The Philly Division is hosting it, so distance is no excuse. And bring your models. Not only will you get pointers on how to improve your modeling, you can also qualify for Merit Awards which can lead you eventually to Master Model Railroader.

I hope you didn't miss our meet up at Steamtown. I hadn't been to Steamtown since it was in Bellows Falls, Vermont. That's more than fifty years ago. November 9th and 10th you can go to the First Frost Train Meet in Allentown, PA. November also brings a flurry of model railroad open houses. Check the link on our Susquehanna Division web site. Then in January of 2025, we will again have our meet in Mechanicsburg. As we've had in the past, we will have a free raffle drawing, so bring any tools or railroad related items that you no longer need or want. I've already started a pile of stuff to bring.

I need to mention the Division's urgent need for a new editor for *Susquehanna Sidetracks*. Rich Wurst's eyesight is diminishing and he'd like to pass the torch to someone else. He will train you; the task isn't difficult. If we don't have a new editor, we won't have a newsletter, and since most of us get the division news that way, our need is urgent. **Please step up.**

The new year will also bring elections for Board of Directors. This, also, is not a difficult task. Mostly, we meet via Zoom and discuss what direction the division should go. We want to reach more members and have interesting activities. By throwing your hat in the ring, you will have a direct say in what we do. We would like to have meets that are primarily make-and-take sessions. Everyone likes those and your input will help make it happen. Full steam ahead!

Alan



Second Section

Susquehanna Sidetracks

Official Newsletter of the Susquehanna Division 11
Mid-Eastern Region, NMRA

Contributing to Sidetracks are always welcome. Division members wishing to contribute articles, photos or features may do so by emailing items to the Editor at the e-mail address listed below.

Submissions should be in WORD format with photos sent under separate cover. Photos which are part of the submission should be identified as to their location in the WORD document.

The deadline for submission for the next issue is December 15, 2024.

Officers and Directors

Superintendent: Alan Mende super@susquehannanmra.org

Asst. Superintendent: Chris Kier assist-super@susquehannanmra.org

Chief Clerk: Dean Johnson treasurer@susquehannanmra.org

Director: David Ellis dellis@susquehannanmra.org

Director: Jerry Lauchle jlauchle@susquehannanmra.org

Director: Jim Mattern jmattern@susquehannanmra.org

Director: Ken Roth kroth@susquehannanmra.org

Committee Chairmen

Achievement Program Chair:

Bob Charles, MMR achievement@susquehannanmra.org

Model Showcase Chair:

Vacant showcase@susquehannanmra.org

Membership Chair:

Howard Oakes membership@susquehannanmra.org

Webmaster:

David Collison webmaster@susquehannanmra.org

Asst. Webmaster:

David Ellis assist-webmaster@susquehannanmra.org

Sidetracks Editor:

Rich Wurst editor@susquehannanmra.org

Susquehanna Division:

www.susquehannanmra.org

Mid-Eastern Region:

www.mer-nmra.com

National Model Railroad Association

8414 Gulf View Drive, Suite A & B

Soddy Daisy, TN 37379-2200

www.nmra.org

EDITOR'S MESSAGE

Greetings,

With this issue of **Sidetracks** another year draws to a close! This point in time allows us to renew efforts for enhancing the hobby of model railroading.

The goal, which our Division officers strive to attain, is programming that presents entertaining and educational experiences. Our programming is an on-going activity. You can check the tentative 2025 schedule listed on page 5. If you have a suggestion for a clinic, site visitation, or guest speaker please contact any of the officers through their email shown on the left.

Our Division cannot grow without the support of our members. We encourage everyone to step forward and offer assistance. The weight of managing this Division is borne upon the shoulders of a few individuals. They need your help! Consider extending your hand to assist in any way you can!

Have a wonderful holiday season!

Rich



Susquehanna Division Tentative 2025 Meetings

Month — Date	Location — Type of Meeting	Person in Charge	Clinic(s)
Jan 1/11/25	Mechanicsburg, PA. In-person Good Hope Fire Company	Bob Charles	1. Kevin Macomber ?? 2.
Feb 2/15/25?	Allentown, PA. In-person Room 120, 905 Harrison Street	Chris Kier, Joe Walters, Scott Unger	1. Dave Trusell ?? 2. Philly Division?
Mar			
Apr	Zoom meeting Date to be Determined	Dave Ellis	
May			
Jun			
July			
Aug 3rd Weekend?	Railroad Museum of Pennsylvania	Rich Wurst	
Sep	Field trip to Northeast subdivision of Susquehanna Division	Dave Ellis	Pioneer tunnel, Ashland, Trolley Museum, Anthracite Museum ?????
Oct			
Nov			
Dec			

A second Zoom at some point and two other options TBD:

Barry Schmitt, Shortline Club, Masonic Villages ??
Bricktown Model Railroad, Mt Union, Orbisonia ??



Building Your First Automobile Resin Kit (cont.)

LET'S GET STARTED

Resin kits differ from styrene kits in that they must be assembled using cyanoacrylate adhesive (CA). They also must be thoroughly washed for paint to stick to them. As a first order of business, carefully remove the flash from all the pieces (see Figure 2). Be careful that you don't damage any of the fine details like door posts and vent windows. Mostly, I use a No. 11 blade in a hobby knife, but I also use a variety of needle files. For the rubber tires, I use an Emory board to remove the parting line along with a sprue cutter to remove the remnants of the sprue.



Figure 2

Once you have trimmed away all the flash, test fit the wheels to the nubs on the frame to make sure they fit. Do the same with the body and frame. I had to file a bit off the front of the frame so the body didn't sit too high.

WASHING AND PAINTING

Sylvan recommends using their Resin-Prep for cleaning all the parts with a soft brush and then rinsing the parts with warm water. After the parts were dry, I painted the underside of the frame black. And in keeping with Studebaker's color schemes in the 1950s, I painted the oil pan and transmission a dark green and the exhaust system silver, though they will never show when the car is on my layout. On our full-size Studebaker, the interior is a flax tan color, so I painted the seats, headliner, and door panels with Tru-Color TCP-157 Soo Line Off-White. (see Figure 3). For the lower part of the body of the model, I used Tru-Color TCP-052 Caboose



Figure 3

Red which is pretty close to Studebaker's Shoshone Red.

Building Your First Automobile Resin Kit (cont.)

Once it was dry, I masked off the body and painted the roof with Tru-Color TCP-340 TH&B Cream which is a close match for Studebaker's Sandusky Beige. The wheels get painted silver and then their centers get a dot of gold Sharpie marker in the center. I used the same silver paint for the grille and stainless steel trim around the windshield, back and side windows. There are also stainless steel trim pieces on the tops of the rear fenders so I stroked them with a silver paint, too. By the way, I used Floquil silver which is no longer available; any other silver paint will work just as well. The vertical parts of the hood and trunk emblems get colored with the gold Sharpie marker. On our car, these are gold plated "8"s. Following Sylvan's instructions, after trimming the taillights in silver, I painted the lenses with Tamia clear red paint.

The Sylvan instruction sheet has templates for the windshield, side and back windows which I used to form the glazing. After curving the windshield and back window, I fastened them in place with G-S Hypo cement. In the 1950s, cars without a pillar between the door and side window were known as hardtop convertibles because when their side windows were rolled down, they looked like a convertible with the top up. In keeping with that appearance, I didn't add side windows, though I did glaze the vent windows with G-S Hypo cement. Just get a glob of the cement on a toothpick and spread it around the window opening until it fills the opening. Be sure to remove any threads of Hypo cement so your car doesn't look like a gigantic spider has woven a web around it. I partially drilled out the headlights and glued in a pair of MV lenses, though I don't remember which ones they were. I glued the wheels in the tires and added the adhesive-backed white walls that Sylvan includes with the kit. That's about all there is to it. Now an HO scale me can drive a 1953 Studebaker Starliner along the roads of my HO scale world.



Building Your First Automobile Resin Kit (cont.)

Bill of Materials

Sharpie	Metallic Gold	
Sylvan Scale Models	V-303	1953 Studebaker 2 Door Hardtop
	Resin-Prep (paint primer)	
Tamiya	X-27	Clear Red
Tru-Color Paint	TCP-010	Black
	TCP-0523	Caboose Red
	TCP-157	Soo Line Off-White
	TCP-340	TH&B Cream



article and photos by Alan Mende

The Tool Maven

Being a tool nerd I am always looking for new or innovative items that can help modeling skills. In the past I have frequently relied on a small 6" combination square for accurate angle marking and verification. It is excellent for marking edged stock and verifying inside, outside and vertical angles. One of this tool's greatest drawbacks is that it doesn't lay flat to mark a 45- and 90-degree angle (Figure 1).

Recently I found two unique mini squares made of machine grade aluminum with white markings and a durable red cooled finish. Of course, they were available on Amazon and sold for a very reasonable price. Similar tools can be purchased from Micro-Mark but at triple the cost.



Figure 1

The first tool is a mini-square with marking gauge pins (Figure 2). The longest leg is 4" long and the shortest leg is 2 3/4" long. The legs have a dimension of 1/2" x 3/4". The square comes with two 1" pins and two 1 3/4" pins (Figure 3). These pins can be used as guides for marking the center of multiple stock widths. A center point hole is machined along the 4" leg to accommodate a pencil point or scriber for marking purposes. The square works well for laying out flat 90-degree angles and as a vertical support for model structures. It can also be used for mark the center of stock when using the pins and a pencil/scriber (Figure 4).



Figure 3




Figure 2



Figure 4

The Tool Maven (cont.)

The second tool is a 3D multi-angle measuring ruler and square (Figure 5). It can be used as two single tools or combined into one tool using the included machine screws (Figures 6 & 7). Like the previously mentioned tool it has bright markings, a durable red finish and is made from machine aluminum. In addition to measuring and marking this 3D multi-angle tool is great for supporting wall structures during construction and verifying vertical angles.




Figure 5

Overall, I found both of these tools very welcome additions to my menagerie of special tools. I highly recommend them to my fellow modelers! Besides being effective they are also inexpensive!




Figure 6




Figure 7

article and photos by Claude Hammer

MER Regional Convention Contest Winners

This year's MER "Piedmont Junction" Convention was recently held in Durham, NC. The following photos by Jerry Lauchle MMR represent the winners in each of the judged model categories.



Freight Car Award and Best in Show Award- Jerry Lauchle MMR



Caboose Award- Jerry Lauchle MMR



Favorite Train Award- Ed Smith

MER Regional Convention Contest Winners (cont.)



Steam Merit Award– John Sokash



Non-Revenue Car Award- Jack Dziadul

Diesel Award– Joe Walters



New Jersey Division Car Inspector's Award- Joe Walters



Passenger Car Award- Robert Gamble

MER Regional Convention Contest Winners (cont.)



Off-Line Display Award- Neil Blumenkopf



On-Line Display Award- Jim Kalinowski

MER Regional Convention Contest Winners (cont.)



On-Line Structure Award- Bob Bridges



3/4 View

Off-Line Structure Award- Marty Steele



Front View

MER Regional Convention Contest Winners



The Chuck Hladik Memorial Award- Bob Bridges



The Ray Bilodeau Narrow Gauge Award- Pat Flash

Cincinnati Division 7 Hopper Car

N&W HC-46 ACF 2-Bay Covered Hopper


Using Accurail's 2200 Series ACF 2-Bay Covered Hopper as the basis, we are offering it in a Norfolk & Western repaint scheme. These cars are N&W class HC-46 and are from an original batch of fifty built by in 1966 by ACF with the Round Herald paint scheme. Subsequently some cars went through a general maintenance program and were repainted in the block N&W livery. Photos were found showing that at least three of these cars (road numbers 170753, 170768 and 170794) were reweighed at some later date because that area is "patched out" on the car with the new data displayed. Those same photos place these three cars as being in service in 1992 and 2004. It is these three, highly unique, road numbers that Cincinnati Division 7 is now offering for sale as limited edition kits.

A special Thank You! goes out to the N&W Historical Society for their assistance in providing research support in the development of this limited-edition freight car. Their investment of time and the supply of photos and information made this car possible.

Pricing is \$25 per car, or a 3-car set at \$70. Shipping (via USPS Priority) is \$10.40 for one car and \$18.40 for two or more cars. Ohio residents, please add 7.8% sales tax on the total price of the kits and the shipping/handling fee. Customers outside the USA, please [contact us](#) for shipping arrangements and charges.

To order, please send **your email and phone** information along with a **check or money order** in US dollars, payable to Cincinnati Division 7, MCR, NMRA, to:

Cincinnati Division 7 Car Projects
c/o Paul Maciulewicz
9151 Congress Court
West Chester, Ohio 45069



November and Holiday Model Railroad Open Houses

With National Model Railroad Month (November) and the holidays coming up, many opportunities to visit model railroads are available around the area. To help our members, their families, and friends plan visits we have provided a list of links to November and holiday open houses on the “Events” page of our website (<https://susquehannamra.org/events/>). The links include one to [Model Railroad Open Houses](#), an extensive listing with schedules of model railroads open in November. In addition we have links to a number of model railroad clubs located within the division and their open house dates and locations. If you have information about other opportunities to visit model railroads over the holiday season please contact me del-lis@susquehannamra.org, and I will add to our list.



Just a sample of a sight you may see at a club or open house!

One week left to purchase advance tickets online!



FIRST FROST[®] TRAIN MEET

November 9 & 10, 2024 • Saturday 9-4 • Sunday 9-3
Train Races • Test Track • Switching and Operating Layouts
Pre-registered Adult **\$15** (Admitted at 8am)
At the Door Adult **\$10** (Admitted at 9am)
Children under 12 **FREE!** w/adult
Allentown Fairgrounds Agri-Plex
1925 West Chew Street, Allentown, PA 18104
Visit our website for more info or contact us at (610) 442-2859
www.allentowntrainmeet.com



Over 600
Tables!

2024 First Frost Train Meet November 9 & 10, 2024

Just a friendly reminder...only a few days left to [purchase advance tickets online!](#)

[Click here](#) to purchase tickets online.

*****Online advance ticket sales end Sunday, November 3, 2024 at 11:59PM!*****

If you already purchased advance tickets, THANK YOU... and we will see you at the meet! Miss the deadline to purchase advance tickets online? Visit a ticket outlet [listed on our website](#) to purchase advance tickets in person. Advance tickets get you into the show **one hour early**.



Perryville Train Show Announcement !



The Perryville, MD Chapter NRHS / Perryville Railroad Museum will have its first Train Show at the Perryville MARC Station, 650 Broad Street, on Saturday November 16th, 2024, from 9:00 AM to 4:00 PM.

Tables of train-related items by the Perryville Chapter NRHS members will be at the station on November 16th. Members must provide their own tables and materials.

The public is invited to attend and purchase items. However, no outside vendors – only Perryville Chapter members will be able to sell or swap items.

Perryville Chapter memberships are available for \$10.00 per year. Table space will be first-come at no cost. Donations are accepted, and we are a 501(c)3 non-profit organization.

Well-known members who will have tables at the train show will include Malgorzata Baker Photography and Dal Cook of Mohawk Design (railroad apparel).

Set-up time is between 7:00 and 8:45 AM, with all transactions completed by 4:00 PM. The Museum will be open for visitors (hours: Noon to 4:00 PM), but tours will be limited to availability of personnel.

For more information, contact:

Richard Hafer at 410-804-7691 or on Facebook @Perryville Railroad Museum



Membership has its benefits...

Your NMRA membership entitles you to all these benefits, plus the fellowship and assistance of more than 17,000 members across the globe.

Partnership Program

The NMRA has partnered with model railroad manufacturers of all sizes who have agreed to give discounts to NMRA members. Discounts range from free shipping to 20% off all purchases. From Micro-Mark to Rusty Stumps, more manufacturers are being added every month. To see the current listing, see our website's Partnership page in the Members Only section.

• www.nmra.org, Membership, Member Home, Benefits, Partnership

Model Railroad Directory

Whether you're at home or traveling, you can contact other NMRA members for a layout tour, to talk trains, or even to join in an op session! There are maps, descriptions, photos, videos, and more.

• www.nmra.org, Membership, Member Home, Model RR Directory

NMRA Online Archives

More than 10,000 photographs, slides, plans, drawings, erection elevations, paint schemes and more, with additional scans being added all the time. High-resolution files are available for download at a discount to members.

• www.nmra.org, click "NMRA Archives" at the top of the page

Achievement Program (AP)

The AP helps modelers get more out of the hobby by providing an incentive to learn and master the skills necessary. Those who've completed the AP receive Master Model Railroader (MMR) certification.

• www.nmra.org/education/achievement-program

• Email Frank Koch: achiev@nmra.org

• Contact your Region or Division Achievement Program Manager (see www.nmra.org/regions/ for Region and Division website URLs)

Liability Insurance for Clubs in U.S. and Canada

\$1 million liability insurance is available to model railroad clubs in which every member is an NMRA member. Completed application, copy of roster, and \$50 administration fee required.

• www.nmra.org/100-clubs

• Email: club100@nmra.org

Liability Insurance for Meets and Shows in U.S. and Canada

This insurance offers liability coverage for all Region-, Division-, and NMRA SIG-sponsored events up to the specific limit provided for in the policy. Standard coverage is \$1 million; higher limits available for extra fees. Please see the website for important details.

• www.nmra.org/liability-insurance

(For clarity and assurance of coverage, SIG events should be co-sponsored by National, a Region, or a Division.)

Conventions - (National and Regional)

The annual National convention runs one week and usually features about 100 clinics, more than 50 layout tours, and dozens of prototype tours. The National Train Show runs for the final three days of the convention.

Regional conventions vary in duration from two to five days. Many feature prototype and layout tours, plus clinics and other activities.

• www.nmra.org, then click on the "Conventions" tab

• www.nmra.org/regions/ for Region and Division website URLs

Special Access to Places and People

As an NMRA member, you'll have access to all kinds of railroad locations you'd never otherwise see. Often National and Regional conventions will tour prototype facilities such as yards and maintenance shops, and will charter special excursion railroads that are usually never open to the public. You'll have the chance to see top-of-the-line model railroads that usually don't accept visitors. And you'll be able to spend time talking with some of the most famous personalities in model railroading today.

For information about upcoming conventions, see the links in the "Conventions" section above

Modeling With The Masters (MWTM)

This is an intense, multi-day regimen of direct instruction by Master Model Railroaders. Modelers get hands-on experience in beginning and intermediate modeling techniques. MTWM classes are usually offered at the National convention, but MTWM courses have also been offered in various cities and at Regional conventions across the country.

• Email Clark Kooning: ckooning@msn.com

NMRA's Membership Benefits (cont.)

Bi-monthly NMRA eBULLETIN and NMRA TURNTABLE

Every other month, we publish the electronic NMRA eBULLETIN, containing late-breaking news and reports of happenings in the organization. The NMRA TURNTABLE is a monthly electronic publication that rounds up some of the most interesting model railroad websites, videos, blogs, and articles on the web. We do the searching so you don't have to! Every member with a valid email address receives a copy of both publications.

- Update your email info: log into the website as a member, then <http://www.nmra.org/members/update>

NMRA MAGAZINE

The NMRA MAGAZINE is the monthly publication of the NMRA, and features news about the organization and its Regions and Divisions, along with modeling articles, product conformance reviews, and other information. Because the subscription rate/postage depends on where you live, check www.nmra.org for your rate.

To subscribe:

- Email HQ: hq@nmra.org
- Write HQ: PO Box 1328, Soddy Daisy, TN 37379-2200
- Call HQ: (423) 892-2846
- To contribute articles, please see information in the masthead of the magazine

Online Video Library

The Members Only section of www.nmra.org features dozens of helpful "how-to" videos produced by professional video companies, as well as over 50 videos of clinics presented at National NMRA conventions.

- Log in to www.nmra.org as a member, click on "Benefits," then "Member Video Library"

Annual NMRA Calendar

Features spectacular model photographs, as well as dates for Regional conventions and more. Free to every U.S. member. Additional copies can be ordered for \$5 each from HQ. Outside the U.S., contact HQ.

- Email HQ: hq@nmra.org
- Write HQ: PO Box 1328, Soddy Daisy, TN 37379-2200
- For information on submitting photographs, call Mike Brestel 513-481-0185

Local Divisions

There are more than 150 local Divisions in the NMRA, located in large and small communities across the U.S., Canada, Australia, New Zealand, and Britain. Most hold regular meetings and meets featuring clinics, presentations, layout visits, and more.

- www.nmra.org/regions to find website listings for most Divisions

- Call HQ: 423-892-2846 for the name of the Division nearest you.

Once you're a member, go to www.nmra.org and register for the Members Only section of our website to get all the benefits of NMRA membership!

Discounts and Advance Registration on New KML Books

Kalmbach Memorial Library periodically offers special books and book reprints to the general public. NMRA members receive a substantial discount on the retail price and can reserve copies in advance.

- www.nmra.org, then choose "NMRA Store," then "NMRA Members Only Company Store," then "Books"

Standards and Conformance

The NMRA constantly researches and sets Standards and Recommended Practices for all scales and gauges of train models, as well as adjunct items such as DCC and modules. The NMRA continually checks new products for conformance to Standards and RPs.

- Email Di Voss: tech-chair@nmra.org
- NMRA Standard Gauges in various scales are available in the Company Store at www.nmra.org

"Members Only" Company Store

The NMRA's Company store offers many items, from apparel to mugs to gauges, available only to NMRA members.

- www.nmra.org, then choose "NMRA Store"

Collection Insurance

This service offers NMRA members group property insurance for collections, layouts, live steam, tools, slides and photographs, books, magazines, railroad memorabilia, and more. This insurance also covers an individual's property if it resides on a club layout. Members receive NMRA Group Rates.

- Free quote or brochure, contact J.A. Bash & Co: 1-800-654-2256 or 300 Mt. Lebanon Rd., Suite 225, Pittsburgh, PA, 15234.

NMRA Standards Gauges, Data Sheets CD ROM, and Turnout Templates

NMRA members can purchase Standards Gauges at significant price reductions over retail prices. Data Sheets CD and Turnout Templates are available only from the Company Store. Many data sheets are being updated and will appear in the NMRA MAGAZINE, as well as available for free download from the Members Only section of www.nmra.org.

- www.nmra.org, then choose "NMRA Store," then "NMRA Members Only Company Store," then "Templates and Gauges"

Beginners' Guide

The Beginner's Guide pages on www.nmra.org offer those new to the hobby help in learning the basics of track, wiring, scenery, and more.

- www.nmra.org/beginner/



We make it more fun!